


CMCP 280 API 670 Accelerometer Housing

The CMCP 280 accelerometer housing provides physical and environmental protection for several sensors when permanently mounted. Its use is primarily designed for installations where the accelerometer is prone to damage from adverse conditions. When properly installed the CMCP 280 meets API 678 standards.

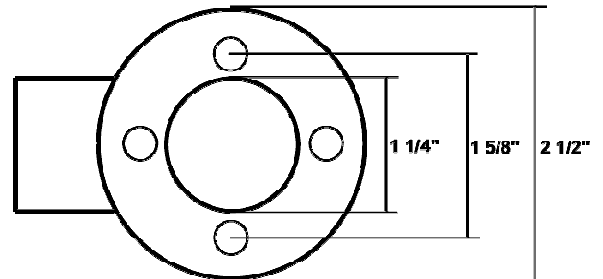
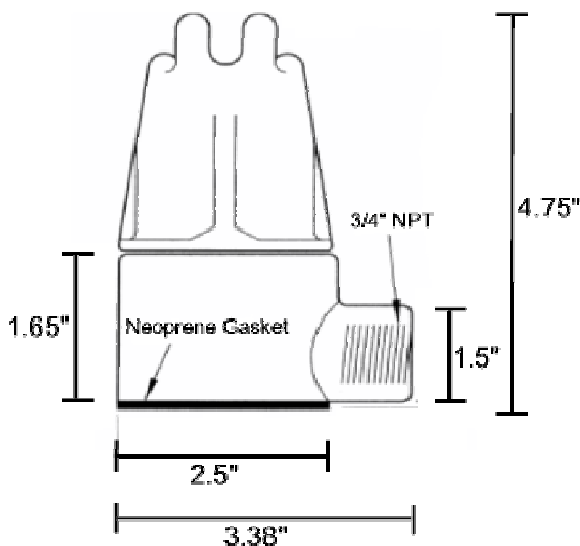
The mounting kit includes a dome cover, a mounting base with a single 3/4" NPT conduit connection, a neoprene base gasket, O-ring gasket for the cover, mounting bolts, washers, and one (1) 1/2" NPT reducing bushing. The kit does not include the accelerometer.

The CMCP 280 will accommodate any sensor that has a diameter less than 1.25" and an installed height of less than 4.75".



Mounting Dimensions:
Hole Size-(4) 0.275"
Cap Screw- 1/4"x20 3/4" Long

Outer Dimensions:



Ordering Information:

Part Number	Description
CMCP280	API 670 Accelerometer Housing
CMCP280-01	With Additional 1" Standoff Kit